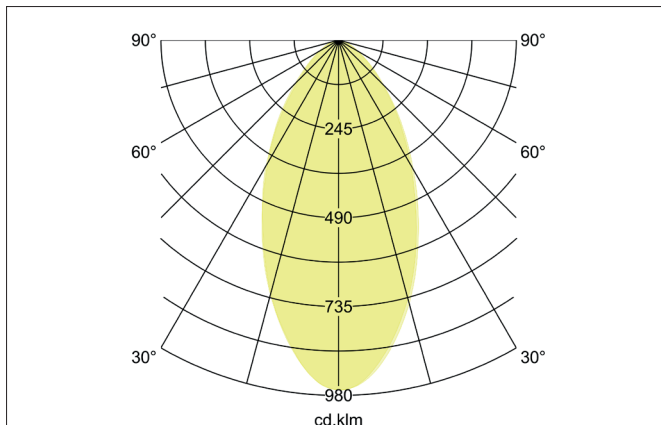
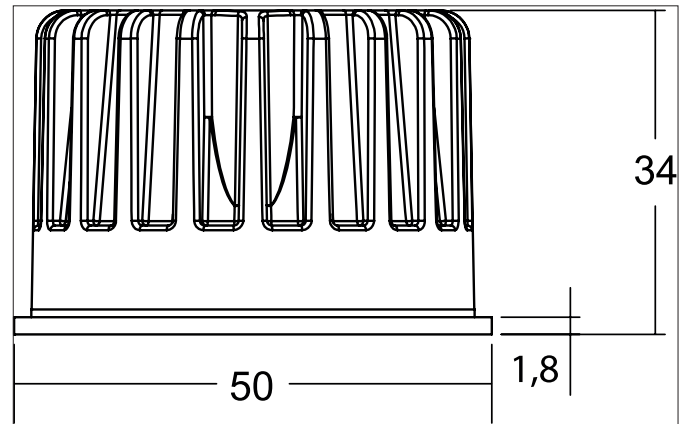


ROTI LED-Einsatz MR16 mit Linsenoptik, 3CCT (2.700 K / 3.000 K / 4.000 K), 6,3 W, 350 mA
 Article no. 12929503

Light.
 For Generations.



Tender

LED-Einsatz MR16 mit Linsenoptik, 3CCT (2.700 K / 3.000 K / 4.000 K), 6,3 W, 350 mA, Round. Ceiling cut-out Installation depth mm, Outer diameter 50 mm, Weight 0,090 kg, with rotationssymmetrical, deep, wide distributed light intensity. with Lamp holder Plug&Play max: 6,3 W, Delivery without bulb. Housing material: Aluminium / PMMA, Colour: Black / Chrome, Permissible ambient temperature (ta): -20 °C - +25 °C, Protection class (EN 61140): III, Degree of protection (DIN EN 60529): IP20, .For connection to an external driver, which is not included in the scope of delivery of the luminaire. dimmable.

Farbtemperatur	Lichtstrom	Effizienz
2.700 K	950 lm	150 lm/W
3.000 K	971 lm	154 lm/W
4.000 K	1023 lm	162 lm/W

Article data	
Article no.	12929503
GTIN	4255752504030
Series name	ROTI
Short description	LED-Einsatz MR16 mit Linsenoptik, 3CCT (2.700 K / 3.000 K / 4.000 K), 6,3 W, 350 mA
Material	Aluminium / PMMA
Colour	Black / Chrome
Shape	Round
Outer diameter	50 mm
Hight	34 mm
Weight	0.090 kg

ROTI LED-Einsatz MR16 mit Linsenoptik, 3CCT (2.700 K / 3.000 K / 4.000 K), 6,3 W, 350 mA
 Article no. 12929503

Light.
 For Generations.

Lighting technology	
Colour temperature	2.700 K / 3.000 K / 4.000 K
Light colour	White
Color Temperature 1	2,700 K
Color Temperature 2	3,000 K
Color Temperature 3	4,000 K
Luminous flux 1	950 lm
Luminous flux 2	971 lm
Luminous flux 3	1,023 lm
System efficiency	6 lm/W
McAdam-Step	McAdam-Step 3
Colour rendering	CRI > 80
Reflector	High-gloss
Beam angle	50°
Light sharing	Symmetric
Adjustable color temperature	Stages









Operating technology of the luminaire	
Voltage type	DC
Current	350 mA
Lamp	LED
Lamp holder	Plug&Play
Protection class	III
Degree of protection	IP20
Dimmable	Depending on type of control gear
Bulb change possible	The light source of this luminaire may only be replaced by the manufacturer or a service technician commissioned by him or a similarly qualified person.
Rated life time L80/B10 at 25 °C	50.000 h

Packing data	
Gross weight	0.115 kg
Length of packaging	55 mm
Packaging width	55 mm
Packaging hight	65 mm
Disposal at end of life	<p>This product must not be disposed of with household waste. You are obliged, to dispose of such electrical waste separately.</p> <p>By disposing of electrical waste and other old or defective electronics separately, you support recycling or other forms of re-use. In that way you help to take care and to avoid that harmful substances get into the environment.</p>

Compatible LED-modules						
------------------------	--	--	--	--	--	--

ROTI LED-Einsatz MR16 mit Linsenoptik, 3CCT (2.700 K / 3.000 K / 4.000 K), 6,3 W, 350 mA
Article no. 12929503

Light.
For Generations.

Required accessories	
	LED converter 350 mA, on/off switchable Power: 1 - 7,2 W Dimensions: 68 mm x 35 mm x 21 mm
	LED converter 350 mA, on/off switchable Power: 1 - 15 W Dimensions: 115 mm x 34 mm x 19 mm
	LED converter 350 mA, on/off switchable Power: 1 - 21 W Dimensions: 128 mm x 50 mm x 13 mm
	LED converter 350 mA, trailing-edge phase dimmable Power: 2,8 - 7 W Dimensions: 110 mm x 50 mm x 19 mm
	LED-round converter 350 mA, trailing-edge phase dimmer Power: 4,9 - 7 W Dimensions: 51 mm x 24 mm
	LED converter 350 mA, trailing-edge phase dimmable Power: 10,2 - 14 W Dimensions: 125 mm x 51 mm x 20 mm
	LED converter 350 mA, 1-10 V dimmable (analog) Power: 5,2 - 18 W Dimensions: 110 mm x 52 mm x 22 mm
	LED converter 350 mA, DALI dimmable (digital) Power: 3,5 - 17 W Dimensions: 110 mm x 52 mm x 22 mm
	LED converter 350 mA, trailing-edge phase dimmable Power: 4,2 - 10 W Dimensions: 102 mm x 38 mm x 21 mm
	LED converter 350 mA, trailing-edge phase dimmable Power: 8,8 - 18 W Dimensions: 110 mm x 52 mm x 22 mm