

VARDIFLEX Nova Double 24 V

The **VARDIFLEX Nova Double 24 V** LED board is suitable for installation in dry and wet rooms.



Risk of electric shock!

Be sure to have a professional electrician complete installation. There is no warranty coverage for any lights installed without observing European safety directives.



Caution!

Only connect the LED board to a suitable power supply (24 V DC).
Only operate when completely unrolled.
Connect LED boards in parallel.

Lieferumfang

VARDIFLEX Nova Double 24 V

1 x 5 metre LED board

Technical data

Power supply	24 V power supply with constant output voltage
Power	96 W
Current strength	4,0 A
Radiation angle	120°
Quantity LED	1200
Length	Maximum 5 metres per connection
Dimensions	5000 x 10 x 2 mm
Bending diameter	40 mm



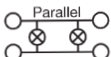
Safety class 3 - low voltage protection



Suitable for indoor use only



Connect the LED board in series



Installation



Risk of electric shock!

Switch off voltage prior to installation. Ensure that voltage cannot be accidentally switched on again.



Mounting VARDIFLEX Nova Double 24 V

Caution!

On conducting surfaces, place an insulation layer between the LED board and surface. Surfaces must be flat, free of dust, grease and dry.

1. Prepare surface.
2. Shorten LED board if necessary (Fig. 1).
3. Peel off adhesive film and gently press on LED board, do not press directly on the LEDs.
4. Connect LED board to power supply.

Shortening the LED board



Risk of electric shock!

Always disconnect the mains plug before shortening.

LED boards can be disconnected in each case after **six** LEDs (25 mm) (Fig. 1).

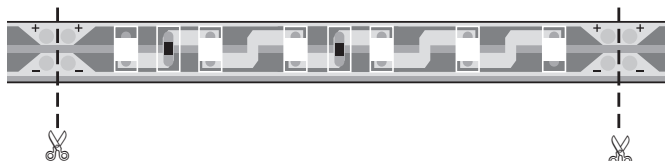


Figure 1

1. Cut through the LED board at the marked position.



Caution!

With soldered connections note that the soldering temperature is 260° C and the soldering duration a maximum of 10 seconds per soldering point.




Caution!

Only use neutral cross-linked silicon (never use silicon which includes vinegar!).



Disposal

Dispose of electrical and electronic equipment in an environmentally friendly manner. Please contact your local council for further information.



Carl-Zeiss-Str. 15
28857 Syke